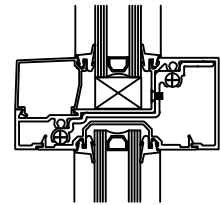


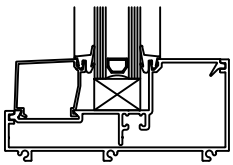
PART # IHC450 HEAD CAN
PART # IHI450 HEAD INSERT

①



PART# TEH450/ST HORIZONTAL W/STOP
PART # IF200 POCKET FILLER
PART # HC200 CLIP

②

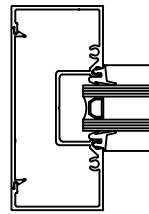


PART# SC450 SILL CAN
PART# SI450/ST SILL INSERT W/STOP

③

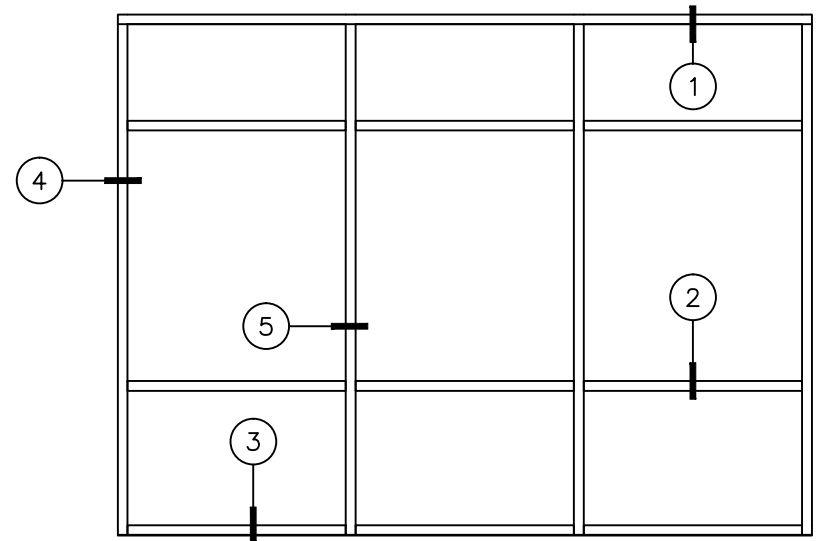
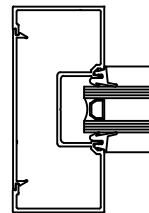
PART# V452 JAMB W/SPLINE
PART# FF200 FLAT FILLER

④



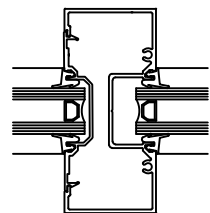
PART# V452R JAMB NO SPLINE
PART# FF200 FLAT FILLER

④A



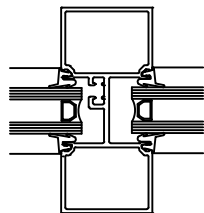
PART# V452 VERT W/SPLINE
PART# IF200 POCKET FILLER

⑤



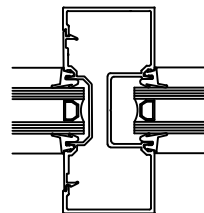
PART# V215 TUBULAR VERTICAL

⑤A



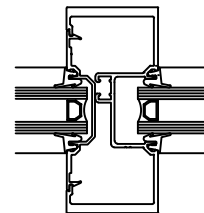
PART# V452R VERT NO SPLINE
PART# IF200 POCKET FILLER

⑤B



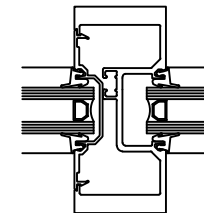
PART# V452 INTERMEDIATE VERTICAL
PART# IF200 POCKET FILLER

⑤C



PART# H452 HEAVY VERTICAL
PART# IF200 POCKET FILLER

⑤D



CASCADE ALUMINUM, SERIES 450-CS, 2" X 4 1/2"
CENTER GLAZED, NON THERMALLY BROKEN, STACKING