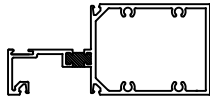


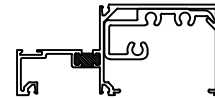
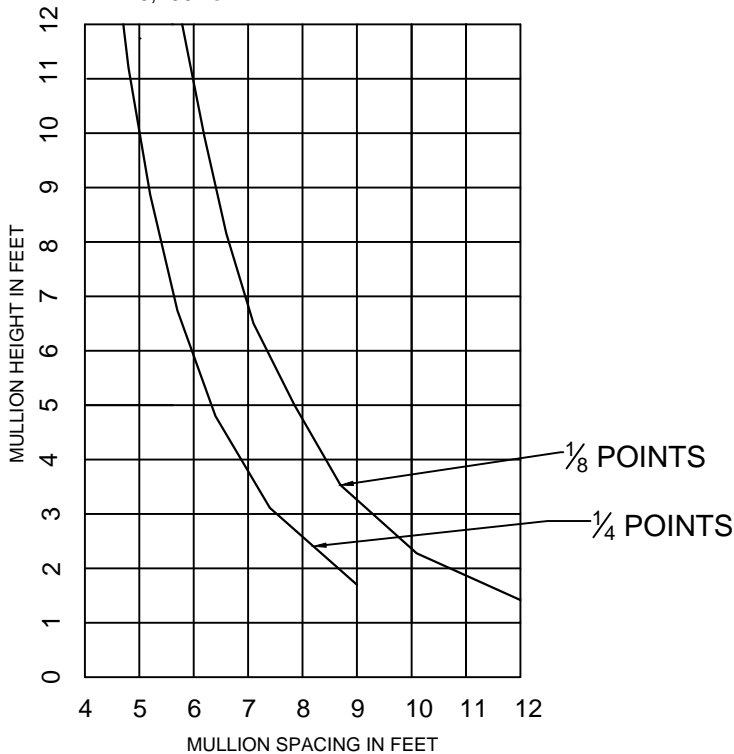


DEAD LOAD CHART

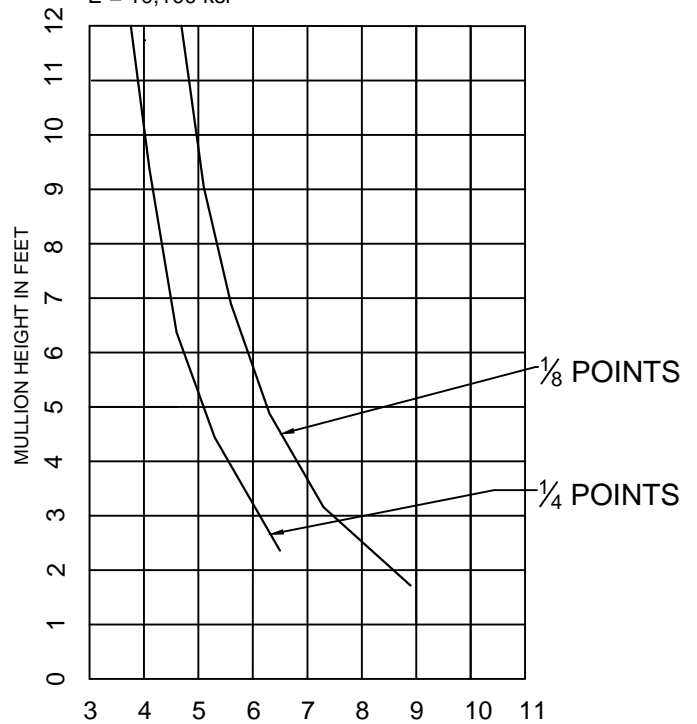
450 TOS



PART #TOH450
I = 0.597 IN⁴
S = 0.60 IN³
MATERIAL: 6063-T6 ALUM
Fy = 25 ksi
E = 10,100 ksi



PART #TOHO-450
I = 0.310 IN⁴
S = 0.244 IN³
MATERIAL: 6063-T6 ALUM
Fy = 25 ksi
E = 10,100 ksi



BASED ON A MEMBER DEFLECTION L/360

BUILDING LAWS AND CODES GOVERNING THE DESIGN AND USE OF GLAZED ENTRANCE, STOREFRONTS, AND CURTAIN WALL PRODUCTS VARY WIDELY. IT IS THE RESPONSIBILITY OF THE OWNER, ARCHITECT AND GLAZING CONTRACTOR TO DESIGN A SYSTEM TO MEET ALL APPLICABLE CODES. CASCADE ALUMINUM HAS NO CONTROL OVER THE SELECTION OF THE PRODUCTS, CONFIGURATIONS, OR GLAZING MATERIALS AND ASSUMES NO RESPONSIBILITY THEREOF.



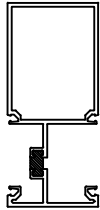
**CASCADE
ALUMINUM**

*The clear choice for aluminum
fabricated products*


4102 NE 72nd Ave
Vancouver, WA 98661

WINDLOAD CHART

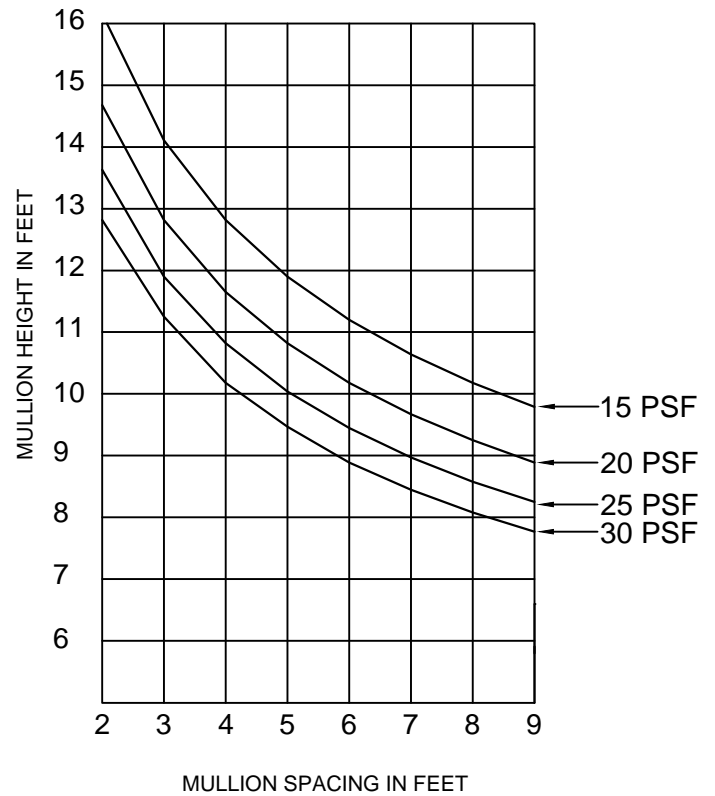
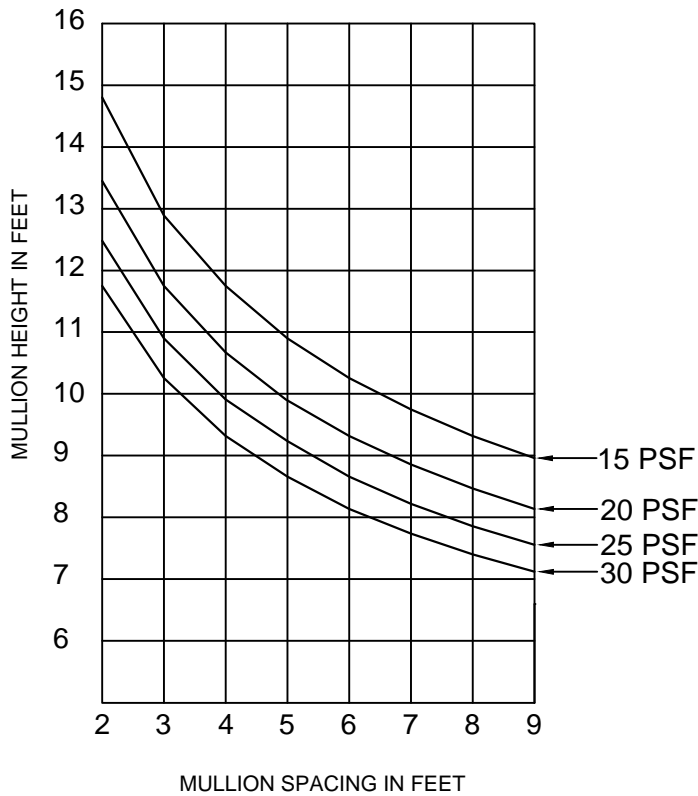
450 TOS



PART # TOV450
I = 3.16
S = 1.34
MATERIAL: 6063-T6 ALUM
Fy = 25 ksi
E = 10,100 ksi



PART # TOV450 W/STEEL 1 3/8" X 2 3/8",
10 GAUGE
I = 4.11
S = 2.31
MATERIAL: 6063-T6 ALUM
Fy = 25 ksi
E = 10,100 ksi



BASED ON A MEMBER DEFLECTION L/360

BUILDING LAWS AND CODES GOVERNING THE DESIGN AND USE OF GLAZED ENTRANCE, STOREFRONTS, AND CURTAIN WALL PRODUCTS VARY WIDELY. IT IS THE RESPONSIBILITY OF THE OWNER, ARCHITECT AND GLAZING CONTRACTOR TO DESIGN A SYSTEM TO MEET ALL APPLICABLE CODES. CASCADE ALUMINUM HAS NO CONTROL OVER THE SELECTION OF THE PRODUCTS, CONFIGURATIONS, OR GLAZING MATERIALS AND ASSUMES NO RESPONSIBILITY THEREOF.



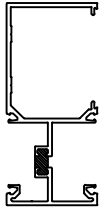
**CASCADe
ALUMINUM**

*The clear choice for aluminum
fabricated products*

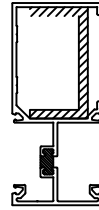
4102 NE 72nd Ave
Vancouver, WA 98661

WINDLOAD CHART

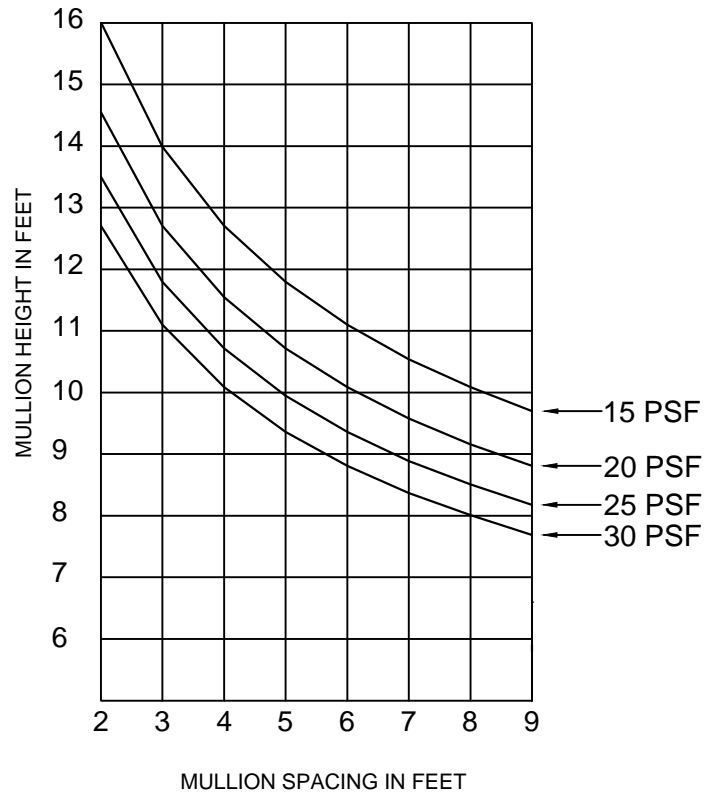
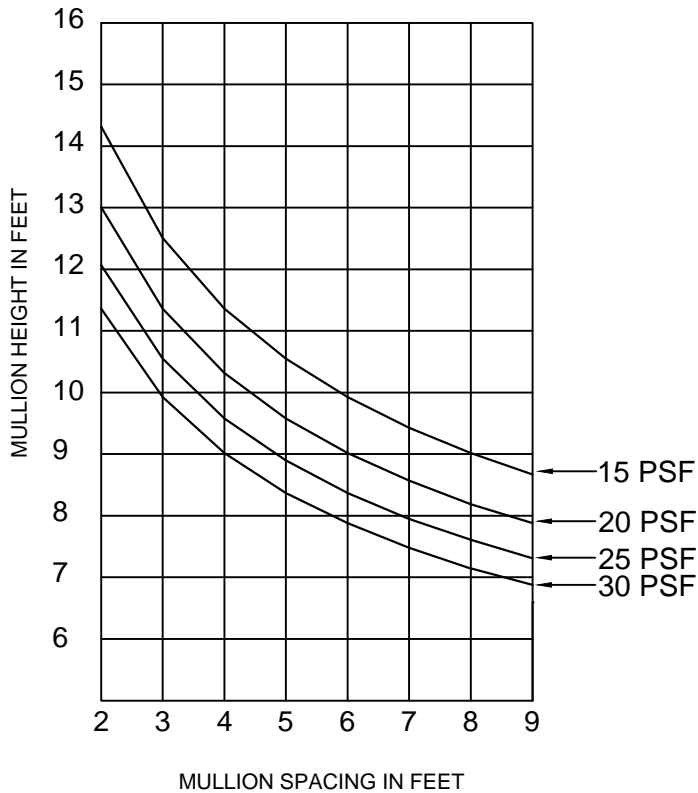
450 TOS



PART # TOV452
I = 2.86
S = 1.14
MATERIAL: 6063-T6 ALUM
Fy = 25 ksi
E = 10,100 ksi



PART # TOV452 W/STEEL 1 3/8" x 2 3/8",
10 GAUGE
I = 4
S = 2.14
MATERIAL: 6063-T6 ALUM
Fy = 25 ksi
E = 10,100 ksi



BASED ON A MEMBER DEFLECTION L/360

BUILDING LAWS AND CODES GOVERNING THE DESIGN AND USE OF GLAZED ENTRANCE, STOREFRONTS, AND CURTAIN WALL PRODUCTS VARY WIDELY. IT IS THE RESPONSIBILITY OF THE OWNER, ARCHITECT AND GLAZING CONTRACTOR TO DESIGN A SYSTEM TO MEET ALL APPLICABLE CODES. CASCADe ALUMINUM HAS NO CONTROL OVER THE SELECTION OF THE PRODUCTS, CONFIGURATIONS, OR GLAZING MATERIALS AND ASSUMES NO RESPONSIBILITY THEREOF.